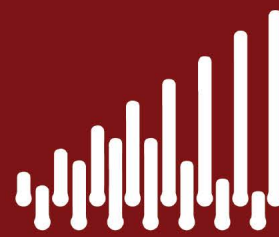


UK Outlook for UK Households, the devolved nations and the English Regions



National Institute of Economic and Social Research

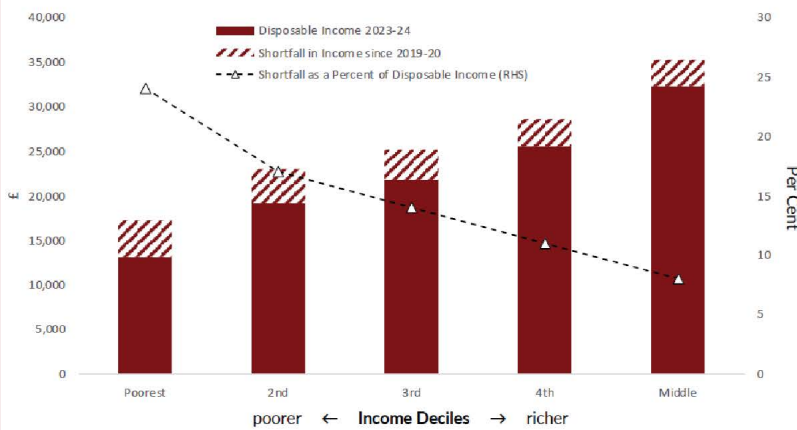
Arnab Bhattachajee, Max Mosley, Adrian Pabst and Tibor Szendrei

The poorest households are around

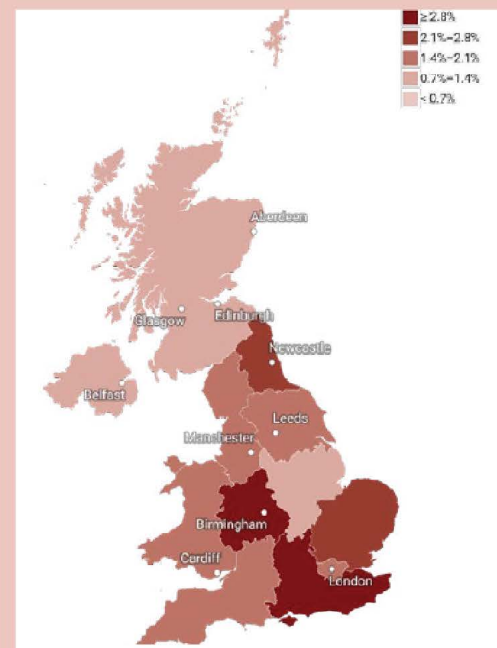
£4,000 per year worse off

as a result of Covid-19 and the cost-of-living-crisis

Figure 2.1 Income shortfalls by quintile in 2023-24 relative to pre-pandemic (2019-20)

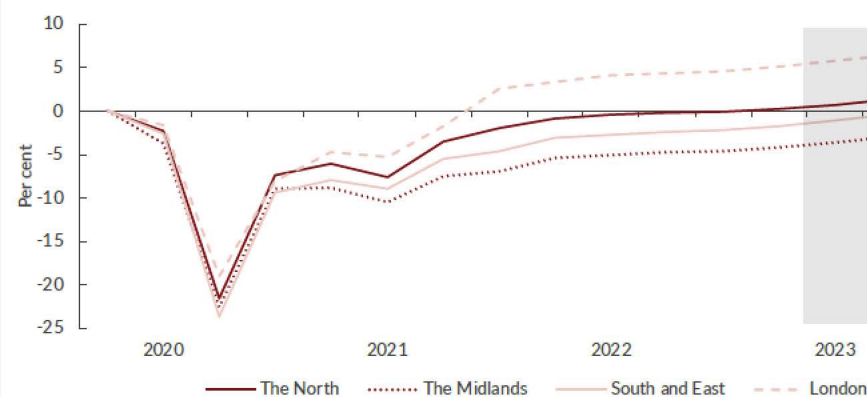


Hardest hit households, by region



The poor economic performance in the Midlands relative to the United Kingdom is likely a consequence of the high concentration of firms affected by post-Brexit trade restrictions with the European Union.

Figure 2.7 Regional GVA relative to the fourth quarter of 2019



Read our full UK Economic Outlook: niesr.ac.uk/publications